

INFINITY Protector

BUSINESS & HOME SAFES

SIX SIDED PROTECTION + FIRE PROTECTION

BUSINESS & HOME SAFES

Megasafe Industries, Inc. presents the Infinity Protector line of safes that provides six-sided protection plus fire protection to meet the needs of business and home protection. With Megasafe Industries you enjoy a track record of 77 years of manufacturing, selling, and servicing high security safes.

DOOR

The overall thickness of the door is 3^{1/2}". The door is constructed from outer and inner steel plates with an additional hard steel plate protecting the lock area. All plates are continuously welded and provide a strong barrier protection.

BODY

The body is constructed from inner and outer continuously welded steel plates. Between the plates there is 3" of highly condensed barrier material.

BOLTWORK

The boltwork mechanism activates 1" steel bolts. An interlock rail secures the door on the hinge side.

LOCKS

The boltwork mechanism is controlled by a Group II U.L. approved combination lock.

INTERIOR FITTINGS

Adjustable shelves and interior drawers or compartments are standard. No drawer is provided on model IH1413.




IH2615

INFINITY

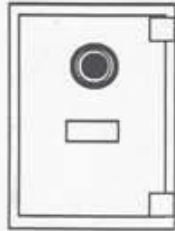
Protector

BUSINESS & HOME SAFES

DIMENSIONS AND WEIGHTS



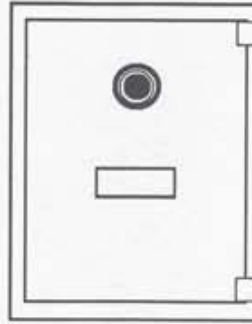
IH1413



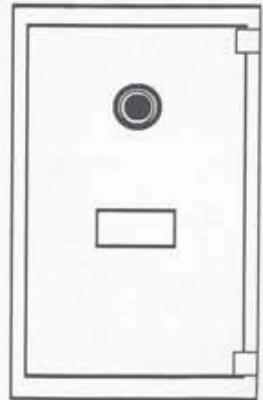
IH2013



IH2615



HI2820



HI3520

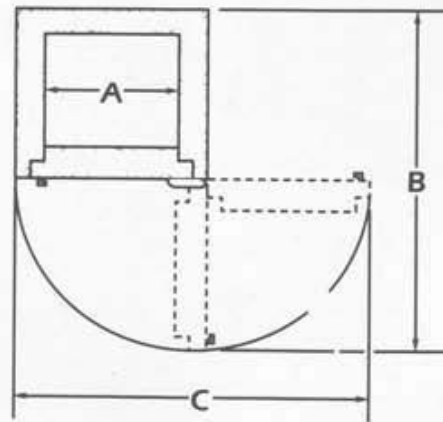
MODEL	INSIDE DIM.			OUTSIDE DIM.			CUBIC CAPACITY	APPROX. TOTAL WEIGHT
	H	W	D	H	W	D		
IH1413	14.0	13.0	11.5	19.5	17.8	17.8	1.20	430
IH2013	20.0	13.0	11.5	25.5	17.8	17.8	1.70	470
IH2615	26.0	15.0	13.0	31.5	19.8	19.8	2.90	640
HI2820	27.8	20.0	22.0	35.5	27.5	29.5	7.00	1100
HI3520	35.0	20.0	22.0	43.5	27.5	29.5	8.90	1300

*Add 1.5" to outside depth for handle.

DOOR SWING DIMENSIONS

MODEL	A	B	C
IH1413	13.0	32.5	30.0
IH2013	13.0	32.5	30.0
IH2615	15.0	36.0	33.5
HI2820	20.0	50.5	43.5
HI3520	20.0	50.5	43.5

DOOR SWING PROJECTIONS



Megasafe Industries reserves the right to incorporate any improvements and alter any specifications without prior notice.