

An Investment In The Finest Security Money Can Buy.

KASO

TREASURY MK-II UL TL 30

BURGLARY + 2 HOUR FIRE
CLASSIFICATION



MODEL 250



225



230



240



250



260



280

The Safe You Want When Minimum Standards A



Built to withstand prolonged power-drilling and heavy tool techniques UL TL 30.



KASO TREASURY MK-II UL TL 30 + 2 HOUR FIRE

Since 1891, KASO has been successfully protecting the treasures of the world. As today's criminals become increasingly sophisticated in the use of thermal cuttings tools, explosives, high-speed carbide and diamond-tipped drills, electrified impact hammers, as well as powerful wedging and forcing techniques, KASO has drawn upon extensive scientific research and almost a century of experience to meet the challenge.

Traditionally, jewelers and financial institutions, who deal on a daily basis with priceless valuables and substantial cash holdings, require maximum security. In response to their needs, KASO has developed the technically advanced Treasury safe, providing six-sided protection against assault and fire.

Like all KASO safes, by design the Treasury combines strength and beauty in a sophisticated safe which provides exceptional defense against all known forms of attack—at a remarkably low cost. Anyway you look at it, KASO is a safe investment.

Research Through continuous research and stringent testing, the company has developed a long tradition of excellence valued by the discerning customer. KASO safes, vaults, fire files and data safes are dedicated to meeting the highest standards anywhere in the world. As a result, over 80% of the company's production is exported.

SPECIFICATIONS:

Door KASO's unique design incorporates a massive 6 1/4" shell with 1/2" protective metals over the whole door, as well as additional protection over the locks. A 4 "Kasafrax" matrix with armor grid is designed to resist major attacks by drills and power impact tools. Other protective devices, activated every time the safe is locked, shield your valuables from the oxy-acetylene blowtorch, thermal attack and explosives.

Body The Treasury is available in a wide range of sizes, up to one high-capacity unit, with over 5 cubic feet of room—virtually a walk-in vault! The total protective body thickness is 4". Power-bent and electrically-welded construction maintains uniform strength, while a 3 1/2" monolith of the anti-penetration, highly stress-resistant material "Kasafrax" is a bulwark against aggression.


Locks Multiple heavy steel sliding bolts engage vertically and horizontally into the body structure. The heart of the entire lock mechanism is a large floating glass plate, a sophisticated "nerve center" from which multiple randomly located relocking devices are sensitized to activate in the event of a major attack. An interior hinged and lockable door provides access to a specially prepared lockcase area.

Standard locking combines a high



ESTABLISHED 1891

KASO




2100

Not Enough.

precision, acid-resistant keylock (with keys in triplicate) with a 3-wheel Group 2 combination lock. To thwart a fiber-optic boroscope, the keylock itself is protected by a solid round-door escutcheon cover lock with keys. Note: Escutcheon lock is an optional feature.

Finish The impenetrability of the Treasury Safe is matched by an impressive exterior, durable and handsome, available in a silver gray color, with stainless control panels and hinges.

Fittings Included in the price are standard fittings for every Treasury Safe, indicated in the dimensions table in this brochure. All shelves are adjustable. Please ask about the additional interior security features available as options.



OPTIONAL
ESCUTCHEON LOCK



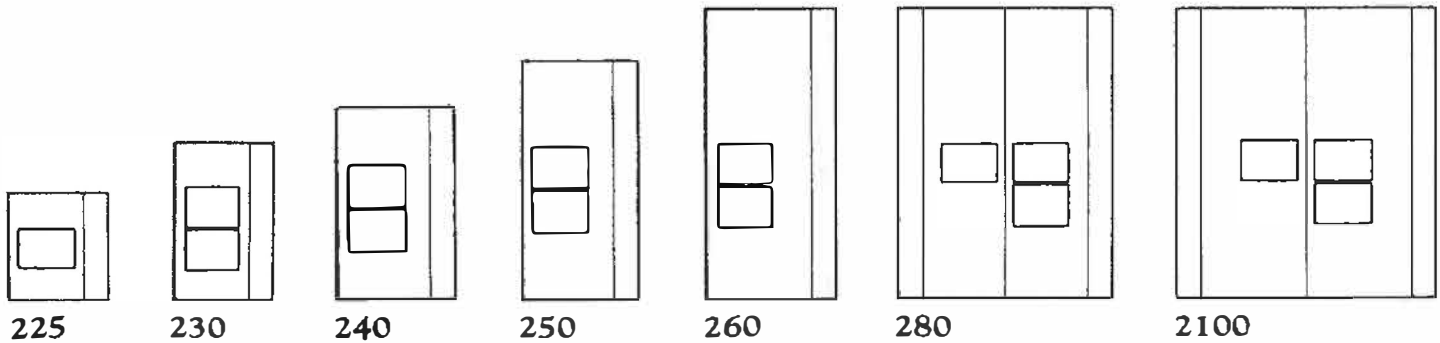
MODEL 230

Our policy is one of constant improvement. We therefore reserve the right to incorporate any improvements or alter any specifications without prior notice.

KASO TREASURY MK-II UL TL 30

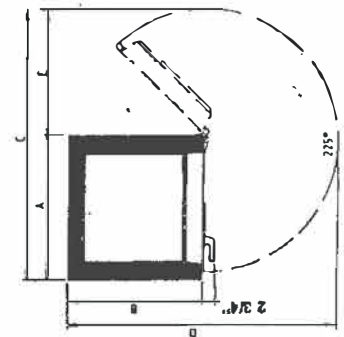
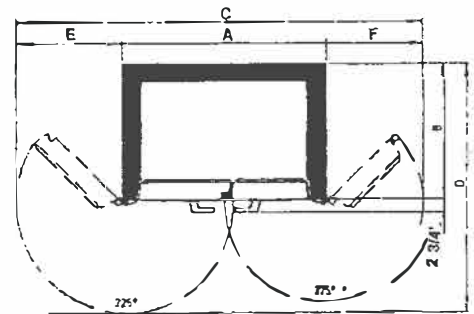
MODEL	Internal Dimensions			External Dimensions			Shelves Standard	Cubic Feet	Cubic Inches	Weight Pounds
	H	W	D	H	W	D				
225	21 1/2"	19"	14 1/2"	29 1/2"	27"	24 1/2"	1	3.4	5,875	1230.
230	35 1/2"	19"	14 1/2"	43 1/2"	27"	24 1/2"	2	5.7	9,780	1710.
240	45 1/2"	24"	16 1/2"	53 1/4"	31 3/4"	26 1/4"	3	10.3	17,745	2510.
250	59"	24"	16 1/2"	67"	31 3/4"	26 1/4"	4	13.3	23,010	3090.
260	73"	27 1/2"	20"	80 3/4"	35 1/2"	30"	5	23.2	40,150	3780.
280*	73"	51 1/4"	20"	80 3/4"	59"	30"	5+ (comp.)	43.3	74,825	6100.
2100*	73"	64 1/4"	20"	80 3/4"	72"	30"	5+ (comp.)	53.4	93,805	7400.

Add 2" to external depth for hinge and lock protrusions. * Double door versions



Model	A	B	C	D	E	F
280	59"	30"	116 3/4"	61"	30"	27 3/4"
2100	72"	30"	142"	67"	36"	34"

Model	A	B	C	D	E
225	27"	24 1/2"	51 3/4"	50 1/4"	24 3/4"
230	27"	24 1/2"	51 3/4"	50 1/4"	24 3/4"
240	31 3/4"	26 1/4"	61 1/4"	46 3/4"	29 1/2"
250	31 3/4"	26 1/4"	61 1/4"	46 3/4"	29 1/2"
260	35 1/2"	30"	68 1/2"	64"	33"





MEGASAFE

HIGH SECURITY SAFES

(800) 345-6552 www.megasafe.com