

SLS
SECURITY



SLS Challenger Range (UL UL TRTL 15X6)

SLS Challenger Range

(US UL TRTL 15 x 6)

As the name implies this range of safe is designed to resist all forms of criminal attack including force, drills, thermic and mechanical cutting tools, as well as explosives. A truly 6-sided safe meeting the latest UL TRTL 15 x 6 requirements.

The special SLS zacalloy stainless steel casting covers the whole door area, giving in total a massive 3" protection.

The safe body incorporates both the zacalum composite casting and high strength wirand zacrete barriers totalling 3½".



Zacalloy Stainless Steel Door Casting with Superamics.




UL Test Engineer Attacking Door Jamb with Torch.





UL Combined Torch/Tool Attack.

Dual locking is standard incorporating a UL listed Group 1 manipulation proof combination lock, in conjunction with the unique and patented SLS Anti-Drill Keylock with detachable bits. Alternatively, two combination locks can be provided, as can provision for a timelock. (Not available size 2316.)

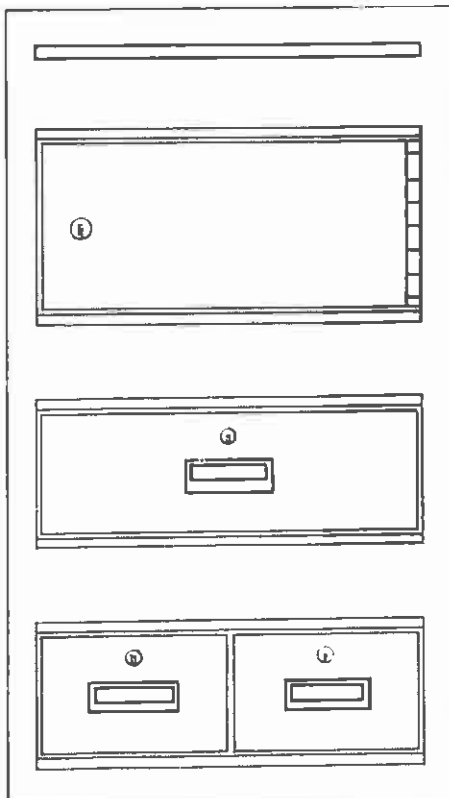
As a pioneer in sophisticated re-locking devices incorporating special glass plates and random routing of the protected wire, the variable positions of the devices themselves, substantially deter the professional criminal from even attempting an attack.



SLS is known for its massive bolt-work system, and this new range employs three-way moving bolt-work with fixed bolts on the hinge side of the door. The bolts engage directly into the safe body, thus creating an integral unit when the safe is locked.



SLS
Security Lock
& Safe Co Ltd
 London & Telford
 England

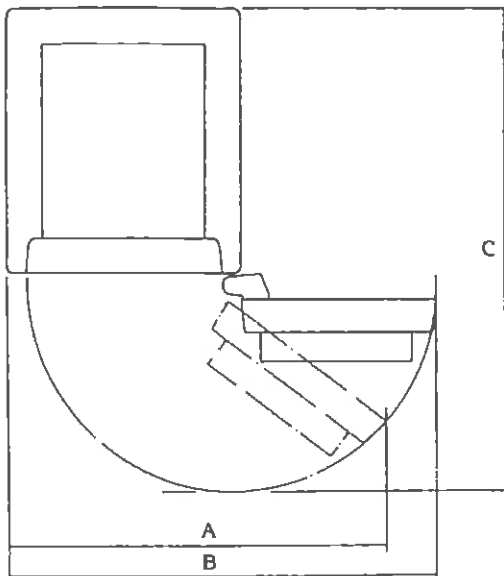


◀ A wide range of shelves, drawers, cupboards etc., can be provided at additional cost. Locking of cupboards can incorporate time delay mechanisms.

The safe body is attractively painted in two shades of brown, with a centre facia panel across the middle of the door. ▶

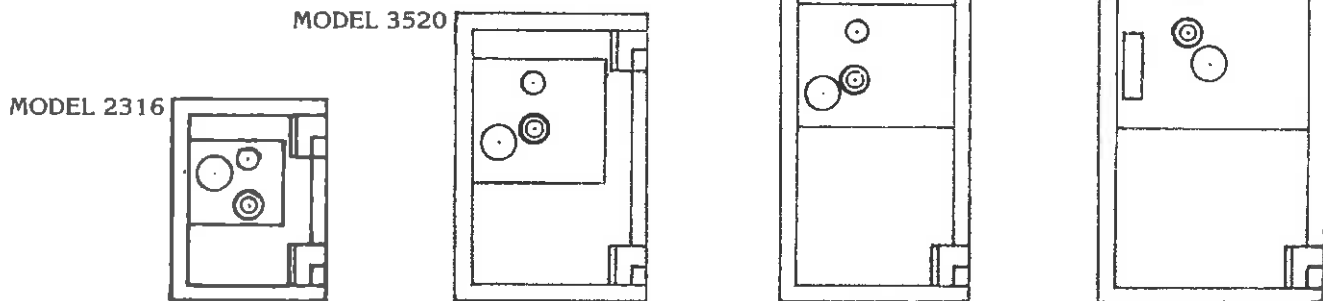


Challenger (US UL TRTL 15x6)



A = Minimum dimension for drawer withdrawal
 B = Overall width with door open at 180°
 C = Overall depth with door open at 90°

SIZE	A	B	C
dimensions in inches			
2316	37	41½	46½
3520	45	49½	53½
5020	45	49½	53½
5020ED	45	49½	59½
6325	55	59½	58½



MODEL	INTERNAL ins			EXTERNAL ins			CUBIC CAPACITY ft ³	WEIGHTS lbs
	H	W	D	H	W	D		
2316	23	16	16	30	23	25½	3.41	1388
3520	35	20	19	42	27	28½	7.69	2172
5020	50	20	19	57	27	28½	11	2811
5020ED	50	20	19	57	27	34½	14.46	3186
6325	63	25	19	70	32	28½	17.31	3671

ADD 2⁹/₁₆" FOR TOTAL DEPTH OVER HANDLE.
 SLS reserve the right to alter the specification without notice in the interest of improving security.
 All dimensions and weights are nominal.

As a matter of policy all heavy range safes are of similar external appearance and there is therefore no indication as to the likely value of the contents.

LACKA SAFE

(201) 896•9200 (800) 654•5213

www.LackaSafe.com