




**SECURIFORT**  
INC




- ◆ **Key Lock**
- ◆ **Pry resistant door**
- ◆ **Formed Body**



**Deposit Safe**  
**PC 413 K**

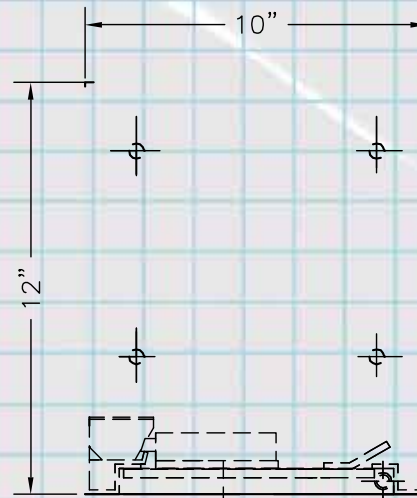
## SPECIFICATIONS:

- ◆ BODY BUILT IN 1/8" THICK SOLID STEEL.
- ◆ DOOR MADE OF 1/4" THICK SOLID STEEL.
- ◆ DEPOSIT OPENING OF 1/2" x 5 1/2" WITH ANTI-FISH DOUBLE PROTECTIVE STEEL BAFFLE.
- ◆ PROTECTIVE STEEL PLATE OVER LATCH.
- ◆ 4 ANCHORING HOLES ON TOP AND BOTTOM PLATE, WITH FIXING BRACKETS.
- ◆ DOOR PROTECTED BY ONE KEY LOCK MODEL #CS-401 NO DELAY.
- ◆ HIGH QUALITY PAINT WITH ANTI-RUST TREATMENT.
- ◆ WEIGHT: 28 LBS (12,7 KG)

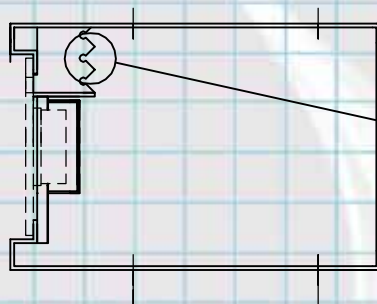
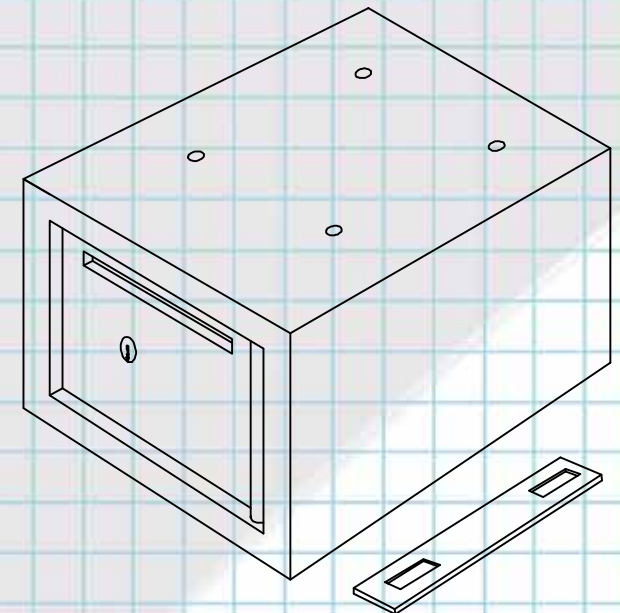


**SECURIFORT**  
INC

*DEPOSIT SAFE*



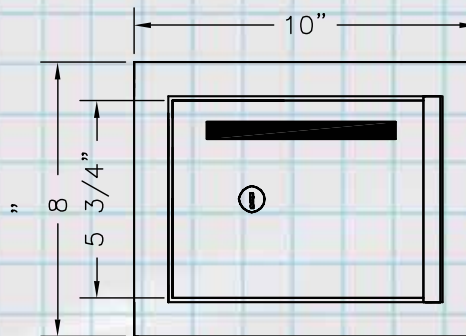
TOP VIEW



VERTICAL SECTION



DETAIL OF  
DOUBLE PROTECTION  
STEEL BAFFLE.



ELEVATION

